



Walking Scorer Volunteer Training

Introduction

- Thank you for being part of the new LPGA scoring system powered by R2 Innovative Technologies
- As the official scoring provider of the LPGA Tour, R2 will work closely with tournament volunteers to provide accurate real time scoring, enhancing the experience for spectators on site and fans at home.



How it all works - WiFi

- R2 sets up a course wide wireless network.



How it all works – Walking Scorers

- As a walking scorer, your main responsibilities will be; entering each shot as it happens into a handheld computer device as well as calling in scores after each hole over radio.

Wireless Handheld



Radio and Headset



Information

- Walking scores must check in with the Walking Scorer Chairman at volunteer headquarters (VHQ or wherever equipment is being distributed) 30 minutes prior to tee time.
- Walking scorers must be at their starting tee (1st or 10th) 10 minutes prior to tee time.



Checking In

- Once you receive your handheld from VHQ your group will be loaded ready to go.
- When you arrive at the 1st or 10th tee most players will introduce themselves. This is good time to make a mental note of which player is which and what they are wearing.
- During the round you can always refer to the caddie's bib with the players name on it.



Scoring Etiquette

- After players tee off, walk a comfortable distance behind. Walk with the Standard Bearer on the side of the hole that has gallery rope.
- Never stand directly behind a player, in line with the hole.
- Walk in the “step-cut” (1st Cut of rough), not the fairway.
- When players reach the green, position yourself close to hole’s exit, in an area where you can see strokes played.



Scoring Etiquette

- If you have any questions regarding a player's score, ask the caddie, or if possible, a Rules Official.
- Players will be very appreciative of your help, but please avoid engaging them in conversation.
- At the conclusion of the round, be available in the scoring area for any questions that may arise.



Rulings and Emergencies

- Your radio is a point of contact between Rules Officials and players.
- If a player needs a ruling, call Scoring Control on your radio. Provide the player's name and exact position on the course.
- Also report any first aid or security issues in the same manner.



Weather and Suspension of Play



- In the event of inclement weather, follow instructions from Scoring Control.
- Walking Scorers and Standard Bearers are permitted in Evacuation Vehicles.
- LPGA will resume play as soon as possible.



Cuts of Grass

- “**Fairway**” - the area between the tee and putting green where the grass is cut short
- “**Fringe**” - refers to any grass adjoining the PUTTING surface that is mowed to a height typically about halfway between green and fairway heights.
- “**Rough**” - the part of a golf course bordering the fairway where the grass is not cut short. For our scoring purposes, includes both 1st and 2nd cuts of rough.



Terminology

- **Fairway Hit:** If any part of the ball touches the fairway after the player's tee shot, it is a "fairway hit".
- **Rough:** For scoring purposes, rough includes both the step-cut (1st Cut) and primary rough.
- **Green in Regulation:** If the player's ball is on the putting green in one stroke on a par-3, two strokes on a par-4, or three strokes on a par-5, they have reached the Green in Regulation.
- **Greenside Bunker:** Any bunker within 20 yards of the green (part of the green complex) is a Greenside Bunker.







Rough



Fairway



Fairway Bunker



**Greenside
Bunker**

**Greenside
Bunker**

Green

An aerial photograph of a golf green. The green is a dark green circle in the center, surrounded by a bright yellow-green fringe. Two sand bunkers are located on either side of the green. A yellow double-headed arrow spans the width of the green. A blue arrow points to the fringe from the bottom right. Labels 'Greenside Bunker', 'Green', and 'FRINGE' are overlaid on the image.

**Greenside
Bunker**

**Greenside
Bunker**

Green

FRINGE

More Terminology

- **Sand Save:** If a player holes her ball in two strokes or less from a greenside bunker, it is a Sand Save. The player's score on the hole is irrelevant for this category.
- **Strokes to the Green:** Any stroke (or penalty stroke) made at the ball before it is on the Putting Green.
- **Putts:** Any strokes the player makes on the Putting Green (regardless of club used).



Scoring

- Add the player's strokes to the green and putts to obtain the total score for the hole.
- Check and make sure that the Standard Bearer has updated the player's cumulative score to par.



Scoring backup Sheet

- You will be given a backup up scoring sheet. Entering scores in the handheld is the first priority. If you can also put scores and stats on the backup sheet please do so. **YOU MUST** use the backup sheet if you're having problems with your handheld. Or if you're unsure in any other situation.

ABBREVIATIONS: T=tee G=green P=penalty F=fairway FR=fringe H=hazard FB=fairway bunker GR=greenside rough PR=provisional RR=right rough LR=left rough GB=greenside bunker O=other

Group # _____ Radio Channel _____ START PAR RELATIVE P1 _____ P2 _____ P3 _____

HOLE	PLAYERS	1	2	3	4	5	6	7	8	9	Score	Par	Rel	Drive	Dist
1	P1														
	par														
	P2														
	P3														
2	P1														
	par														
	P2														
	P3														
3	P1														
	par														
	P2														
	P3														
4	P1														
	par														
	P2														
	P3														
5	P1														
	par														
	P2														
	P3														
6	P1														
	par														
	P2														
	P3														
7	P1														
	par														
	P2														
	P3														
8	P1														
	par														
	P2														
	P3														
9	P1														
	par														
	P2														
	P3														

PLAYERS	1	2	3	4	5	6	7	8	9

CADDIE

ABBREVIATIONS: T=tee G=green P=penalty F=fairway FR=fringe H=hazard FB=fairway bunker GR=greenside rough PR=provisional RR=right rough LR=left rough GB=greenside bunker O=other

Group # _____ Radio Channel _____ START PAR RELATIVE P1 _____ P2 _____ P3 _____

HOLE	PLAYERS	1	2	3	4	5	6	7	8	9	Score	Par	Rel	Drive	Dist
10	P1														
	par														
	P2														
	P3														
11	P1														
	par														
	P2														
	P3														
12	P1														
	par														
	P2														
	P3														
13	P1														
	par														
	P2														
	P3														
14	P1														
	par														
	P2														
	P3														
15	P1														
	par														
	P2														
	P3														
16	P1														
	par														
	P2														
	P3														
17	P1														
	par														
	P2														
	P3														
18	P1														
	par														
	P2														
	P3														

PLAYERS	10	11	12	13	14	15	16	17	18

CADDIE



Driving Distance

- On two holes, the Rules Committee has set yardage marks for driving distance measuring.
- Marshals on the hole will pace off each player's drive distance and give you the information.



Calling in Scores

- After the players are finished with the hole and your scores are verified. You will use your radio to call Scoring Control with the players scores. Please wait till airways are clear before calling in.

Example :

- **Walking Scorer: “Scoring Control group 2”**
- **Scoring Control will confirm that you can proceed with “Go ahead Group 2”**
- **You then respond with your Group, Hole and Scores... “Group 2, Hole 1, Scores 3, 4”**
- **Scoring Control should then confirm by repeating scores back to you.**



Yani Tseng	-1	+5	3V
Sandra Gal	E	+6	4V



Volunteer Training

Walking Scorers




Scoring Your First Hole



Training Mode		1:38p	
Round: 1		Group: 1	
Hole: 1		Par: 4	
Name	RND	TTL	Shots
Beth Bader	E	E	0
Jennie Lee	E	E	0
Jessica Korda	E	E	0


Action

Players will tee off on the first hole in the same order as they appear on the screen...

Shot   1:38p 

Player: Beth Bader
Hole: 1 **Par: 4**

Shot: 1

From: Tee 

Action

Obviously, the default From location on all first shots is from the "Tee"

Just hit the "Shot Hit" button when the player hits their shot...

Shot 📶 🔋 1:39p ok

Player: Beth Bader
Hole: 1 **Par: 4**

Shot: 1

From:

Shot 1 Recorded


Action

The shot is recorded and you can Return to the Group Screen...

Training Mode 📶 1:39p **ok**

Round: 1 ■ **Group: 1**

Hole: 1 ▼ **Par: 4**

Name	RND	TTL	Shots
Beth Bader	E	E	1
Jennie Lee 	E	E	0
Jessica Korda	E	E	0

Action

Click on the
next player to
Tee off...

Shot 📶 🔋 1:39p ok

Player: Jennie Lee

Hole: 1 **Par: 4**

Shot: 1

From:

Action



Click on Shot Hit...

Shot 📶 🔋 1:39p ok

Player: Jennie Lee
Hole: 1 **Par: 4**

Shot: 1

From:

Shot 1 Recorded

Action

The shot is recorded and you can Return to the Group Screen...

Training Mode 📶 🔋 1:39p ok

Round: 1 **Group: 1**

Hole: 1 ▼ **Par: 4**

Name	RND	TTL	Shots
Beth Bader	E	E	1
Jennie Lee	E	E	1
Jessica Korda	E	E	0

Action

Click on the next player to Tee off...

Shot 📶 🔋 1:40p ok

Player: Jessica Korda

Hole: 1 **Par: 4**

Shot: 1

From:

Action



Click on Shot Hit...

Shot 📶 🔋 1:40p ok

Player: Jessica Korda

Hole: 1 **Par: 4**

Shot: 1

From:

Shot 1 Recorded

Action

The shot is recorded and you can Return to the Group Screen...

Training Mode 📶 1:40p **ok**

Round: 1 ■ **Group: 1**

Hole: 1 ▼ **Par: 4**

Name	RND	TTL	Shots
Beth Bader	E	E	1
Jennie Lee	E	E	1
Jessica Korda	E	E	1

Action

Jennie Lee is first to hit her 2nd shot from the Right Rough. Click on her name...

Shot 📶 🔋 1:40p ok

Player: Jennie Lee

Hole: 1 **Par: 4**

Shot: 2 Other

From:

Cancel and Return to Group Shot Hit

Action

Notice the From location is blank. We have to always fill it in for all shots except the first shot.

Shot 📶 🔋 2:33p ok

Player: Jennie Lee

Hole: 1 **Par: 4**

Shot: 2 Other

From: ▼

- Tee
- Fairway
- Fairway Bunker
- Greenside Bunker
- Greenside Rough
- Green
- Left Rough
- Right Rough

Cancel and Return to Group Shot Hit

Action

If we click on the drop down we will see all the possible From locations... we may have to scroll down to see all options.

Shot 📶 🔋 2:33p ok

Player: Jennie Lee

Hole: 1 **Par: 4**

Shot: 2 Other

From:

- Fairway Bunker
- Greenside Bunker
- Greenside Rough
- Green
- Left Rough
- Right Rough**
- Hazard
- Other

Cancel and Return to Group Shot Hit

Action

Select Right Rough.

The FROM location is always determined by where the BALL is... NOT where the player is standing.

Shot 📶 🔋 2:33p ok

Player: Jennie Lee

Hole: 1 **Par: 4**

Shot: 2

From: ▼

Action

And click on "Shot Hit"

Shot 📶 🔋 2:33p ok

Player: Jennie Lee
Hole: 1 **Par: 4**

Shot: 2

From: ▼

Shot 2 Recorded

Action

The shot is recorded and you can Return to the Group Screen...

Training Mode 📶 2:33p **ok**

Round: 1 ■ **Group: 1**

Hole: 1 ▼ **Par: 4**

Name	RND	TTL	Shots
Beth Bader	E	E	1
Jennie Lee	E	E	2
Jessica Korda	E	E	1

Action

Beth is next to hit...

Shot 📶 🔋 2:34p ok

Player: Beth Bader

Hole: 1 **Par: 4**

Shot: 2 Other

From:

Cancel and Return to Group Shot Hit

Action

Don't forget to enter the correct From location...

Shot 📶 🔋 2:35p ok

Player: Beth Bader

Hole: 1 **Par: 4**

Shot: 2

From:

Action

If any part of the ball is touching the Fairway, then it is considered FROM the Fairway and would be a "Fairway Hit".

Click on Shot Hit...

Shot 📶 🔋 2:35p ok

Player: Beth Bader

Hole: 1 **Par: 4**

Shot: 2

From:

Shot 2 Recorded


Action 

The shot is recorded and you can Return to the Group Screen...

Training Mode 📶 2:36p **ok**

Round: 1 ■ **Group: 1**

Hole: 1 ▼ **Par: 4**

Name	RND	TTL	Shots
Beth Bader	E	E	2
Jennie Lee	E	E	2
Jessica Korda 	E	E	1

Action

Jessica is next to hit...

Shot 📶 🔋 2:36p ok

Player: Jessica Korda

Hole: 1 **Par: 4**

Shot: 2

From:

Action

What happens if we forget to enter the From location?



A warning appears...
Just click on ok to continue.

Shot 📶 🔋 2:36p ok

Player: Jessica Korda

Hole: 1 **Par: 4**

Shot: 2

From:

Action

Select the From location and click on "Shot Hit".

Shot 📶 🔋 2:37p ok

Player: Jessica Korda

Hole: 1 **Par: 4**

Shot: 2

From:

Shot 2 Recorded

Action

The shot is recorded and you can Return to the Group Screen...

Training Mode 📶 2:37p **ok**

Round: 1 ■ **Group: 1**

Hole: 1 ▼ **Par: 4**

Name	RND	TTL	Shots
Beth Bader	E	E	2
Jennie Lee	E	E	2
Jessica Korda	E	E	2

Action

Beth is next to hit
from a Greenside
Bunker...

Shot 📶 🔋 2:37p ok

Player: Beth Bader

Hole: 1 **Par: 4**

Shot: 3 **Other**

From:

Cancel and Return to Group **Shot Hit**

Action

Don't forget to enter the correct From location...

Shot 📶 🔋 2:38p ok

Player: Beth Bader

Hole: 1 **Par: 4**

Shot: 3

From:

Action

And click on
"Shot Hit"...

Shot 📶 🔋 2:38p ok

Player: Beth Bader

Hole: 1 **Par: 4**

Shot: 3

From:

Shot 3 Recorded


Action 

The shot is recorded and you can Return to the Group Screen...

Training Mode 📶 🔋 2:38p ok

Round: 1 **Group: 1**

Hole: 1 ▼ **Par: 4**

Name	RND	TTL	Shots
Beth Bader	E	E	3
Jennie Lee	E	E	2
Jessica Korda 	E	E	2

Action

Jessica is next to hit...

Shot 📶 🔋 2:38p ok

Player: Jessica Korda

Hole: 1 **Par: 4**

Shot: 3 Other

From: From: [Yellow Box]

Cancel and Return to Group Shot Hit

Action

Shot 📶 🔋 2:38p ok

Player: Jessica Korda

Hole: 1 **Par: 4**

Shot: 3

From:

Action

Shot 📶 🔋 2:39p **ok**

Player: Jessica Korda

Hole: 1 **Par: 4**

Shot: 3 **Other**

From: Green ▼

Shot 3 Recorded

New Shot for this Player

In the Hole

Return to Group

Action
⌨

What if Jessica's putt just misses and she will tap in quickly after her putt?

We can save time by entering a new shot for this player without returning to the group screen...

Shot 📶 🔋 2:39p ok

Player: Jessica Korda

Hole: 1 **Par: 4**

Shot: 4

From:

Action 

Once the player takes a shot from the Green, the system assumes the next shot is from the Green as well.

Shot 📶 x 🔋 2:39p ok

Player: Jessica Korda

Hole: 1 **Par: 4**

Shot: 4 Other

From: Green ▼

Shot 4 Recorded

**New Shot for
this Player**

In the Hole



Return to Group

Action 

ALWAYS wait to see if the shot goes in the hole!

IMPORTANT:
Mark the shot **IN THE HOLE** if the player holes out their shot!



The system will ask for confirmation that it went in the hole and show you the score as well.

Training Mode 📶 2:40p **ok**

Round: 1 ■ **Group: 1**

Hole: 1 ▼ **Par: 4**

Name	RND	TTL	Shots
Beth Bader	E	E	3
Jennie Lee	E	E	2
Jessica Korda	E	E	4F

Action

Notice the "F" indicating the hole is finished for this player

Shot   2:40p 

Player: Jennie Lee
Hole: 1 **Par: 4**

Shot: 3

From: 

Action

Shot 📶 🔋 2:41p ok

Player: Jennie Lee

Hole: 1 **Par: 4**

Shot: 3

From:

Action

Shot 📶 🔋 2:41p ok

Player: Jennie Lee
Hole: 1 **Par: 4**

Shot: 3

From:

Shot 3 Recorded

Action



Training Mode 📶 2:41p **ok**

Round: 1 ■ **Group: 1**

Hole: 1 ▼ **Par: 4**

Name	RND	TTL	Shots
Beth Bader	E	E	3
Jennie Lee	-1	-1	3F
Jessica Korda	E	E	4F

Action

Shot 📶 🔋 2:43p ok

Player: Beth Bader

Hole: 1 **Par: 4**

Shot: 4 Other

From:

Cancel and Return to Group Shot Hit

Action

Shot 📶 🔋 2:44p ok

Player: Beth Bader

Hole: 1 **Par: 4**

Shot: 4 Other

From:

- Tee
- Fairway
- Fairway Bunker
- Greenside Bunker
- Greenside Rough
- Green**
- Left Rough
- Right Rough

Cancel and Return to Group Shot Hit

Action

Shot 📶 🔋 2:44p ok

Player: Beth Bader

Hole: 1 **Par: 4**

Shot: 4

From:

Action

Shot 📶 🔋 2:44p ok

Player: Beth Bader
Hole: 1 **Par: 4**

Shot: 4

From:

Shot 4 Recorded

Action 



Training Mode 📶 🔋 2:45p ok

Round: 1 **Group: 1**

Hole: 1 ▼ **Par: 4**

Name	RND	TTL	Shots
Beth Bader	E	E	4F
Jennie Lee	-1	-1	3F
Jessica Korda	E	E	4F

Verify Scores

Action

Notice that when all players are FINISHED with the hole, the Verify Scores Button appears.

Volunteer Training

Walking Scorers

Verify Process



Training Mode 📶 🔋 2:45p ok

Round: 1 **Group: 1**

Hole: 1 ▼ **Par: 4**

Name	RND	TTL	Shots
Beth Bader	E	E	4F
Jennie Lee	-1	-1	3F
Jessica Korda	E	E	4F

Verify Scores

Action

Once all players are Finished and in the hole, you will need to Verify the scores and stats...

Click on the Verify Scores button...

Verify Stats 🔍 📶 🕒 2:47p ✕

< **Bader, Beth** >

Hole: 1 Par: 4

Fairway Hit:

Green in Regulation:

Drive Distance:

Sand Save Attempted:

Sand Save Made:

Putts:

SCORE:



If all stats and the score are correct, click on Accept Verify and move on to the Next Player...

Verify Stats 📶 🔋 2:47p ✕

< **Lee, Jennie** >

Hole: 1 Par: 4

Fairway Hit:

Green in Regulation:

Drive Distance:

Sand Save Attempted:

Sand Save Made:

Putts:

SCORE:

Cancel	Edit
Accept Verify Close	Accept Verify Next Player



Verify Process

Verify Stats 📶 🔋 2:47p ✕

< **Korda, Jessica** >

Hole: 1 Par: 4

Fairway Hit:

Green in Regulation:

Drive Distance:

Sand Save Attempted:

Sand Save Made:

Putts:

SCORE:



Verify Process

On the last player in the group, click on Accept Verify Close...


Training Mode 📶 2:47p **ok**

Round: 1 ■ **Group: 1**

Hole: 1 ▼ **Par: 4**

Name	RND	TTL	Shots
Beth Bader	E	E	4V
Jennie Lee	-1	-1	3V
Jessica Korda	E	E	4V

Verify Scores

Proceed to Next Hole 

Action

Once all players are Verified, a V appears next to each score.

Call in the scores to Scoring Control in the same order as they appear on the screen.

And then click on the **Proceed to Next Hole** button to move on to the next hole...

Training Mode 📶 2:48p **ok**

Round: 1 ■ **Group: 1**

Hole: 2 ▼ **Par: 5**

Name	RND	TTL	Shots
Beth Bader	E	E	0
Jennie Lee	-1	-1	0
Jessica Korda	E	E	0

Action

Volunteer Training

Walking Scorers

Editing Shots – Hole is Finished



Training Mode 3:11p **ok**

Round: 1 ■ **Group: 1**

Hole: 7 ▼ **Par: 4**


Name	RND	TTL	Shots
Beth Bader	-1	-1	3F
Jennie Lee	-2	-2	4F
Jessica Korda	+2	+2	3

Just click on her name...

Action

Oops, I entered the wrong From location on Jennie's 2nd Shot

She is finished and we need to edit shots... what do we do?



Edit Shots 📶 🔋 3:11p ok

Player: Jennie Lee

Hole: 7 **Par: 4**

Shot: **1** of **4**

From:

In The Hole

Type:



Go to the shot that you need to edit...

Edit Shots 📶 🔋 3:11p ok

Player: Jennie Lee

Hole: 7 **Par: 4**

Shot: 2 of 4

From: **Green** 

In The Hole

Type: **Normal** ▼

Change the From location...

Edit Shots 📶 🔋 3:11p ok

Player: Jennie Lee

Hole: 7 **Par: 4**

Shot: 2 of 4

From:

In The Hole

Type:



Click Save and then Exit.

Volunteer Training

Walking Scorers

Editing Shots – Hole NOT Finished



Training Mode 3:12p **ok**

Round: 1 ■ **Group: 1**

Hole: 7 ▼ **Par: 4**

Name	RND	TTL	Shots
Beth Bader	-1	-1	3F
Jennie Lee	-2	-2	4F
Jessica Korda	+2	+2	3

Just click on her name...

Action

Oops, I entered the wrong From location on Jessica's 2nd Shot

This player is NOT finished and we need to edit shots... what do we do?



Shot 📶 🔋 3:12p ok

Player: Jessica Korda

Hole: 7 **Par: 4**

Shot: 4

From:

Shot 📶 🔋 3:12p ok

Player: Jessica Korda

Hole: 7 **Par: 4**

Shot: 4

From:

Action 

Edit Shots 📶 🔋 3:12p ✕

Player: Jessica Korda

Hole: 7 **Par: 4**

Shot: **1** of **3**

From:

In The Hole

Type:



Go to the shot that you need to edit...

Edit Shots 📶 🔋 3:12p ✕

Player: Jessica Korda

Hole: 7 **Par: 4**

Shot: < 2 of 3 >

From: Fairway

In The Hole

Type: Normal

Delete Shot **Add Shot**

Exit **Save**

We want to change the From location of the 2nd shot...

Edit Shots 📶 🔋 3:12p ✕

Player: Jessica Korda

Hole: 7 **Par: 4**

Shot: < 2 of 3 >

From: Fairway Bunker ▾

In The Hole

Type: Normal ▾

Delete Shot Add Shot

Exit Save



Select the correct From location...

Edit Shots 📶 🔋 3:12p ✕

Player: Jessica Korda

Hole: 7 **Par: 4**

Shot: < 2 of 3 >

From: Fairway Bunker

In The Hole

Type: Normal

Delete Shot **Add Shot**

Exit **Save**

If you continue
on to other
shots...



If we forget to hit Save and move to another shot after making the change, it will ask if we want to save the change...

Player: Jessica Korda
Hole: 7 Par: 4

Shot: < 3 of 3 >

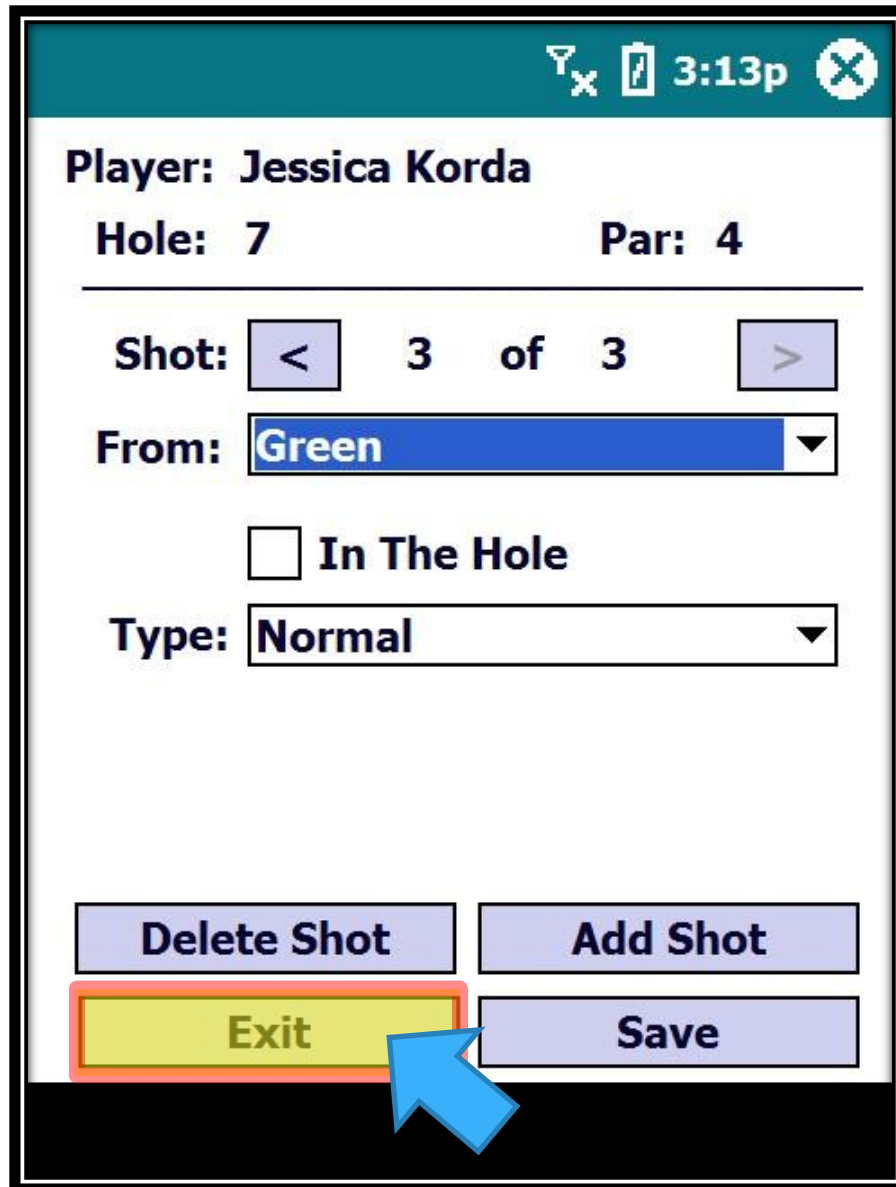
From: Green

In The Hole

Type: Normal

Delete Shot Add Shot

Exit Save



We are done editing, so we can Exit the edit process and continue to entering shots

Shot 📶 🔋 3:13p ✕

Player: Jessica Korda

Hole: 7 **Par:** 4

Shot: 4

From:

Action

Now we will enter the 4th shot...

Shot 📶 🔋 3:13p ✕

Player: Jessica Korda
Hole: 7 **Par:** 4

Shot: 4

From:

Shot 4 Recorded

Action 

Shot 📶 🔋 3:13p ✕

Player: Jessica Korda
Hole: 7 **Par: 4**

Confirm

🗣️ Did this shot go in the hole for a 4?

Yes **No**

New Shot for this Player **In the Hole**

Return to Group

Action

Training Mode 📶 3:13p

Round: 1 ■ **Group: 1**

Hole: **Par: 4**

Name	RND	TTL	Shots
Beth Bader	-1	-1	3F
Jennie Lee	-2	-2	4F
Jessica Korda	+2	+2	4F

Action

Volunteer Training

Walking Scorers

Editing Shots – Adding Shots and Changing Locations



< Korda, Jessica >

Hole: 2 Par: 5

Fairway Hit:

Green in Regulation:

Drive Distance:

Sand Save Attempted:




Sand Save Made:

Putts:

SCORE:



During the Verify Process, we can always edit shots if we need to.


Just click on the "Edit" button...

Verify Shots   2:26p 


Player: Jessica Korda


Hole: 2 **Par: 5**

Shot:  **1** **of 5** 

From: **Tee** 

In The Hole

Type: **Normal** 




Delete Shot **Add Shot** 

Exit **Save**

You can add shots by hitting the "Add Shot" button...



A message box will appear asking for confirmation. Click on "OK" to continue...

Verify Shots   2:28p 

Player: Jessica Korda

Hole: 2 **Par: 5**


Shot: 4 of 5

From:



In The Hole

Type:

Shot Number To Add:




Click on the Shot Number dropdown and select the Shot Number you wish to Add...

Verify Shots   2:28p 

Player: Jessica Korda

Hole: 2 **Par: 5**

Shot: 4 of 5




From: Green 

In The Hole

Type:

Shot Number To Add:

You can also change the From location, if needed.

Verify Shots   2:28p 

Player: Jessica Korda

Hole: 2 **Par: 5**

Shot: 4 of 5

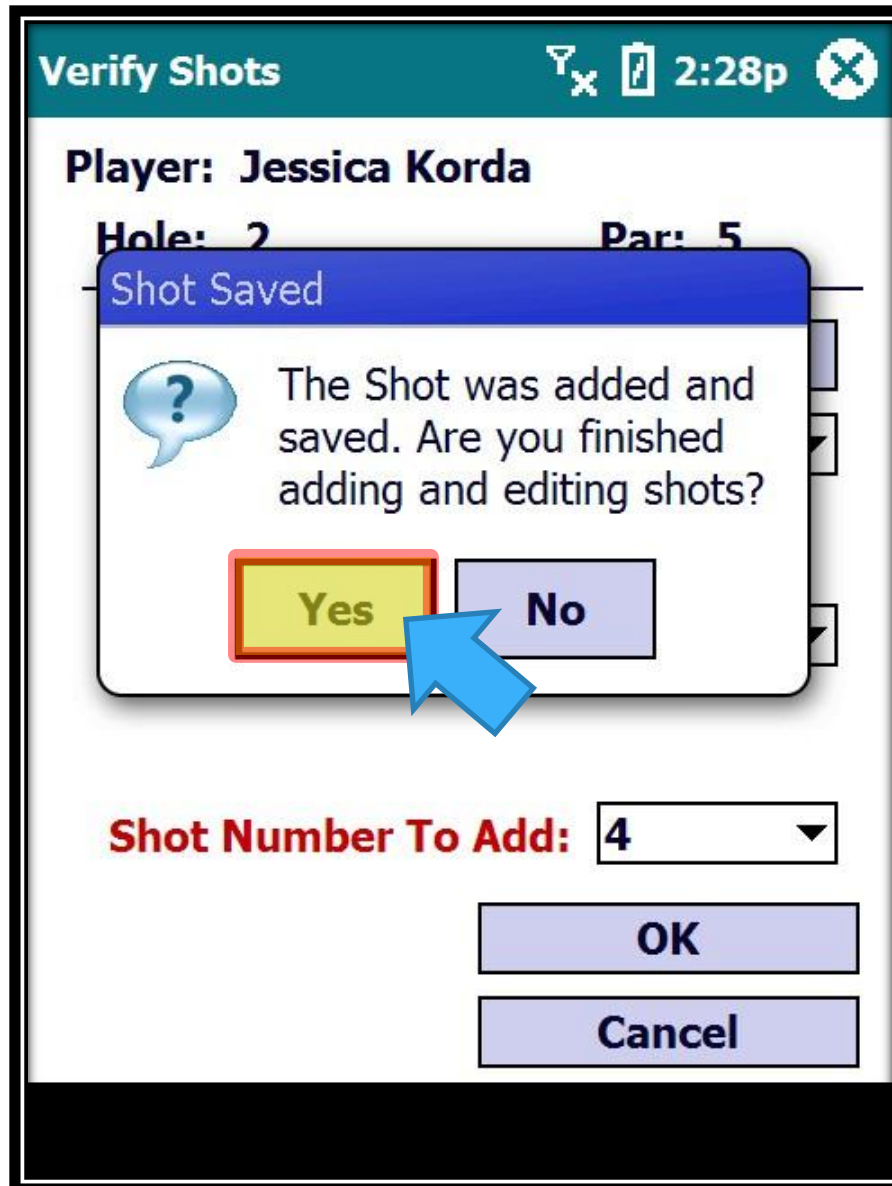
From:

In The Hole

Type:

Shot Number To Add:

Click on "OK"
to continue...



A message box will appear after the shot is added and will ask you if you are done editing shots...

Verify Stats 📶 🔋 2:30p ✕

< **Korda, Jessica** >

Hole: 2 Par: 5

Fairway Hit:

Green in Regulation:

Drive Distance:

Sand Save Attempted:




Sand Save Made:

Putts:

SCORE:



All stats and shot counts will be updated accordingly...


Let's make another edit and change the From location of the 4th shot...

Verify Shots   2:28p 


Player: Jessica Korda

Hole: 2 **Par: 5**

Shot:  **1** of **6** 

From: **Tee** 

In The Hole

Type: **Normal** 

Delete Shot **Add Shot**

Exit **Save**

Move to the 4th shot by clicking on the next shot button...

Verify Shots 📶 🔋 2:28p ✕

Player: Jessica Korda

Hole: 2 **Par: 5**




Shot: 2 of 6

From:

In The Hole

Type:



Verify Shots   2:29p 

Player: Jessica Korda

Hole: 2 **Par: 5**

Shot: **3** of **6**

From:

In The Hole

Type:



Verify Shots   2:29p 

Player: Jessica Korda

Hole: 2 **Par: 5**

Shot:  **4** **of** **6** 


From: **Fairway** 

In The Hole

Type: **Normal** 

Delete Shot **Add Shot**

Exit **Save**

Verify Shots   2:29p 

Player: Jessica Korda


Hole: 2 **Par: 5**

Shot: 4 of 6

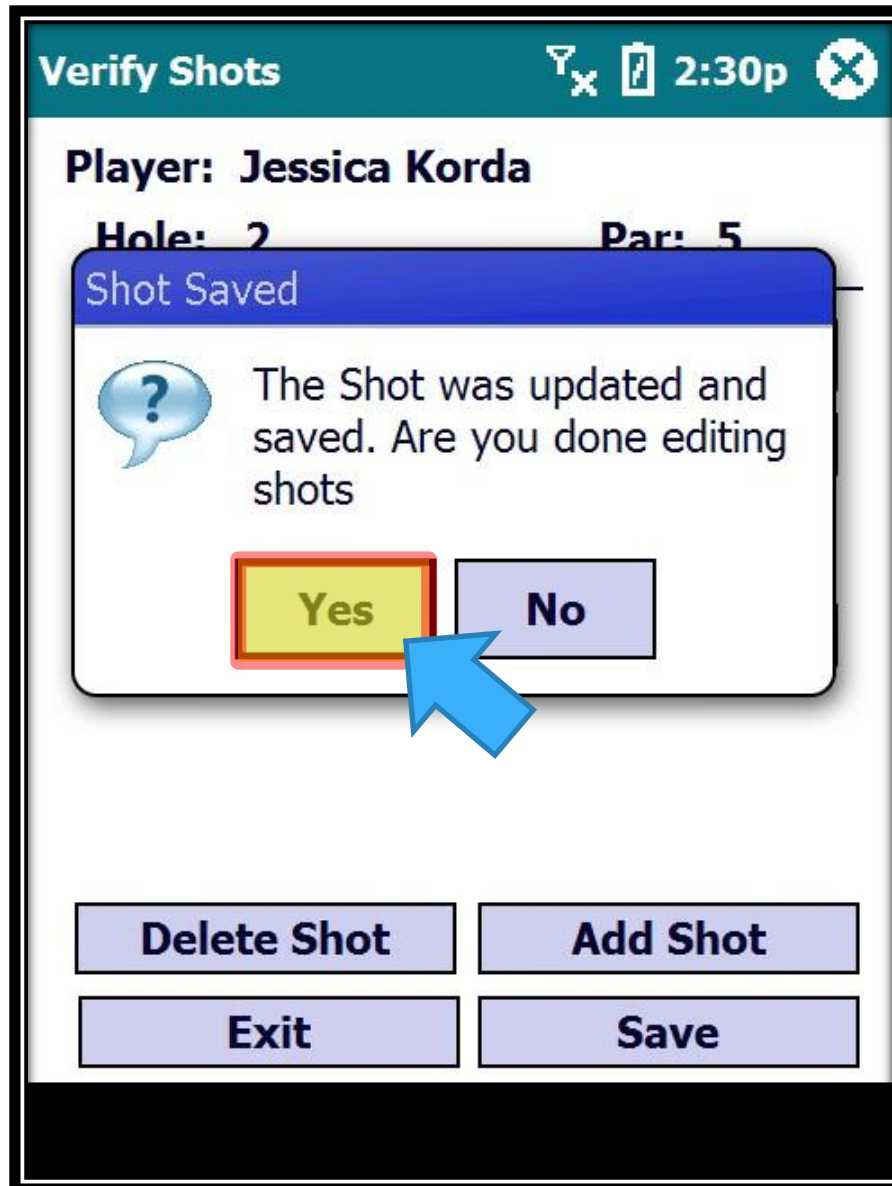
From:

In The Hole

Type:



Click on "Save"
when you are
finished...



A message box will appear asking if you are finished editing...

Verify Stats 📶 🔋 2:28p ✕

< **Korda, Jessica** >

Hole: 2 Par: 5

Fairway Hit:

Green in Regulation:

Drive Distance:

Sand Save Attempted:

Sand Save Made:

Putts:

SCORE:

All stats and shot counts will be updated accordingly...



Editing Shots - Add and Change Location

Training Mode 📶 2:30p **ok**

Round: 1 ■ **Group: 1**

Hole: 2 ▼ **Par: 5**

Name	RND	TTL	Shots
Beth Bader	E	E	5V
Jennie Lee	-2	-2	4V
Jessica Korda	+1	+1	6V

Verify Scores

Proceed to Next Hole

Action

Volunteer Training

Walking Scorers

Editing Shots – Delete Shot



Training Mode 📶 2:52p **ok**

Round: 1 ■ **Group: 1**

Hole: 5 ▼ **Par: 5**

Name	RND	TTL	Shots
Beth Bader	+2	+2	8F
Jennie Lee	-2	-2	6F
Jessica Korda	+1	+1	4F

Verify Scores

Action

Oops, we entered 1 too many shots for Beth. She actually had a 7 not an 8.

Verify Stats 📶 🔋 2:52p ok

< **Bader, Beth** >

Hole: 5 Par: 5

Fairway Hit:

Green in Regulation:

Drive Distance:




Sand Save Attempted:

Sand Save Made:

Putts:



SCORE:


Just click on
"Edit"...

Verify Shots   2:52p 


Player: Beth Bader

Hole: 5 **Par: 5**

Shot:  **1** of **8** 

From: **Tee** 

In The Hole




Type: **Normal** 

Delete Shot **Add Shot**

Exit **Save**




Click on the Next Shot button to move to the shot you want to delete...

Verify Shots   2:52p 

Player: Beth Bader




Hole: 5 **Par: 5**

Shot: 2 of 8 

From:

In The Hole

Type:

Verify Shots   2:52p 

Player: Beth Bader

Hole: 5 **Par: 5**




Shot: **3** of **8**

From:

In The Hole



Type:




Verify Shots   2:52p 


Player: Beth Bader

Hole: 5 **Par: 5**

Shot:  **4** of **8** 


From: **Fairway** 

In The Hole




Type: **Normal** 

Delete Shot **Add Shot**

Exit **Save**








Verify Shots   2:53p 


Player: Beth Bader

Hole: 5 **Par: 5**

Shot:  **5** of **8** 


From: **Fairway** 

In The Hole




Type: **Normal** 

Delete Shot **Add Shot**

Exit **Save**








Verify Shots   2:53p 


Player: Beth Bader

Hole: 5 **Par: 5**

Shot:  **6** of **8** 


From: **Green** 

In The Hole

Type: **Normal** 

Delete Shot **Add Shot**

Exit **Save**





Verify Shots 📶 🔋 2:53p ✕

Player: Beth Bader


Hole: 5 **Par: 5**

Shot: 7 of 8

From:

In The Hole

Type:



Verify Shots 📶 🔋 2:53p ✕

Player: Beth Bader

Hole: 5 **Par: 5**

Shot: < 8 of 8 >


From: Green ▼

In The Hole

Type: Normal ▼

Delete Shot **Add Shot**




Exit **Save**



We need to delete the last shot #8. just click on Delete Shot...



A message box appears asking for confirmation.

Verify Shots   2:53p 

Player: Beth Bader

Hole: 5 **Par: 5**

Shot: 7 of 7

From:

In The Hole

Type:

Let's not forget to mark the 7th shot as In The Hole since that is now the last shot!

Verify Shots 📶 🔋 2:53p ✕

Player: Beth Bader

Hole: 5 **Par: 5**

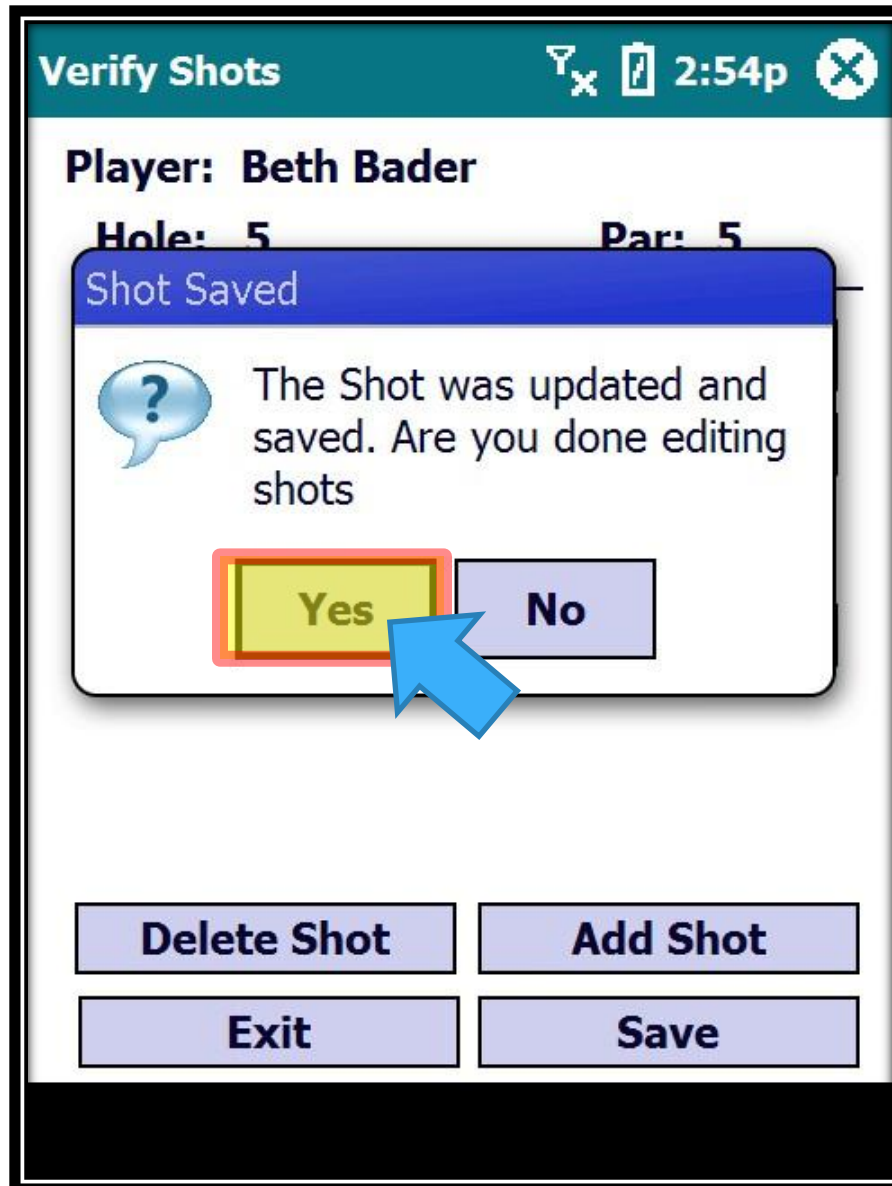
Shot: 7 of 7

From: ▼

Type: ▼



Then click on
"Save"...



If you are done editing shots, just click on "Yes"...

Verify Stats 📶 🔋 2:54p ✕

< **Bader, Beth** >

Hole: 5 Par: 5

Fairway Hit:

Green in Regulation:

Drive Distance:

Sand Save Attempted:

Sand Save Made:

Putts:

SCORE:

The new shot count is correct.

Training Mode 📶 3:06p **ok**

Round: 1 ■ **Group: 1**

Hole: 5 ▼ **Par: 5**

Name	RND	TTL	Shots
Beth Bader	+1	+1	7V
Jennie Lee	-2	-2	6V
Jessica Korda	+2	+2	5V

Verify Scores

Proceed to Next Hole

Action

Volunteer Training

Walking Scorers

Provisional Shots

An extra ball played when the player thinks the first shot led to a lost ball. However, if the player finds that first ball in play, then the provisional shot does not count – the first shot does.



Training Mode 📶 🔋 2:46p ok

Round: 1 **Group: 1**

Hole: 5 ▼ **Par: 5**

Name	RND	TTL	Shots
Beth Bader	-1	-1	0
Jennie Lee	-3	-3	0
Jessica Korda	+2	+2	0

Action

Let's enter Tee shots for all 3 players and we will assume Beth and Jennie hit bad tee shots that we are not sure where they ended up.

Shot 📶 🔋 2:46p ok


Player: Beth Bader

Hole: 5 **Par: 5**

Shot: 1

From:

Action

Training Mode			
Round: 1		Group: 1	
Hole: 5		Par: 5	
Name	RND	TTL	Shots
Beth Bader	-1	-1	1
Jennie Lee	-3	-3	0
Jessica Korda	+2	+2	0
Action			

Shot 📶 🔋 2:46p ok


Player: Jennie Lee


Hole: 5 **Par: 5**

Shot: 1

From: ▼

Action

Training Mode			
Round: 1		Group: 1	
Hole: 5		Par: 5	
Name	RND	TTL	Shots
Beth Bader	-1	-1	1
Jennie Lee	-3	-3	1
Jessica Korda	+2	+2	0
Action			

Training Mode		2:47p	
Round: 1		Group: 1	
Hole: 5		Par: 5	
Name	RND	TTL	Shots
Beth Bader	-1	-1	1
Jennie Lee	-3	-3	1
Jessica Korda	+2	+2	1
Action			

Beth decides to hit a provisional because she is not sure where her first ball ended up. She will declare the provisional shot to the other players.

Shot 📶 🔋 2:47p ok

Player: Beth Bader

Hole: 5 **Par: 5**

Shot: 2 **Other**

From:

Cancel and Return to Group **Shot Hit**

Action

Click on the
OTHER
button...



A menu of options appears... select "Provisional"

Other Shots 📶 🔋 2:47p ✕

Player: Beth Bader
Hole: 5

Shot: 2
Type: Provisional
From:

Cancel **Add Provisional**

A screen appears showing the shot number and that it is a provisional. You may need to change the From location...

Other Shots 📶 🔋 2:47p ✕

Player: Beth Bader
Hole: 5

Shot: 2
Type: Provisional

From: Fairway ▼

Cancel **Add Provisional**

Beth is hitting this provisional from the Tee so we will change the From location to Tee...

Other Shots 📶 🔋 2:47p ✕

Player: Beth Bader
Hole: 5

Shot: 2
Type: Provisional

From:

Cancel **Add Provisional**

Other Shots 📶 🔋 2:47p ✕

Player: Beth Bader
Hole: 5

Shot: 2
Type: Provisional

From:

Click on “**Add Provisional**” to continue...



Training Mode 📶 🔋 2:47p ok

Round: 1 ■ **Group: 1**

Hole: 5 ▼ **Par: 5**

Name	RND	TTL	Shots
Beth Bader	-1	-1	3P
Jennie Lee	-3	-3	1
Jessica Korda	+2	+2	1

Action

Notice that a "P" appears next to the shot count indicating that a Provisional has been played.

Jennie also needs to play a provisional shot...

Shot 📶 🔋 2:47p ok

Player: Jennie Lee

Hole: 5 **Par: 5**

Shot: 2 **Other**

From:

Cancel and Return to Group **Shot Hit**

Action

Click on the
OTHER
button...



A menu of options appears... select "Provisional"

Other Shots 📶 🔋 2:48p ✕

Player: Jennie Lee
Hole: 5

Shot: 2
Type: Provisional

From:

Cancel **Add Provisional**

A screen appears showing the shot number and that it is a provisional. You may need to change the From location...

Other Shots 📶 🔋 2:48p ✕

Player: Jennie Lee
Hole: 5

Shot: 2
Type: Provisional

From:

Click on “**Add Provisional**” to continue...



Ok, Beth has determined her first shot was OB (or lost) and she will need to play her provisional shot... click on her name.

Training Mode 📶 📱 2:48p ok

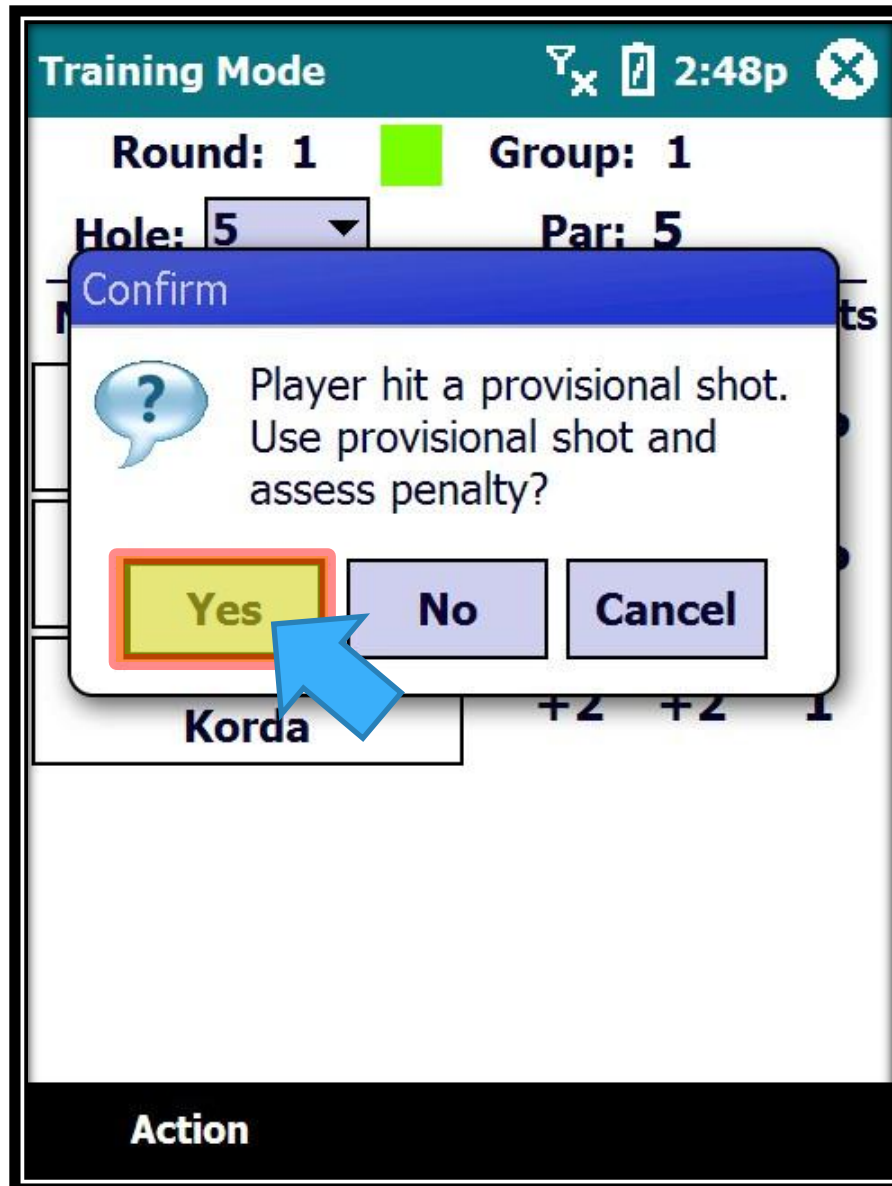
Round: 1 **Group: 1**

Hole: 5 ▼ **Par: 5**

Name	RND	TTL	Shots
Beth Bader	-1	-1	3P
Jennie Lee	-3	-3	3P
Jessica Korda	+2	+2	1

Action

Again, a "P" appears next to the shot count indicating that a Provisional has been played.



A message box will display asking you if she will use the Provisional shot or not. Since Beth is using her provisional shot we will select "Yes".

Shot 📶 🔋 2:48p ok

Player: Beth Bader

Hole: 5 **Par: 5**

Shot: 4 Other

From:

Cancel and Return to Group Shot Hit

Action

The system will make the necessary adjustments and set up for the next shot entry, which in this case will be her 4th shot...

1st = Bad Shot
 2nd = Penalty
 3rd = Provisional

Shot 📶 🔋 2:48p ok

Player: Beth Bader

Hole: 5 **Par: 5**

Shot: 4

From:

Action

Her next shot (from the location of the provisional ball) is from the fairway, so we will select that and continue on...

Shot 📶 🔋 2:49p ok

Player: Beth Bader
Hole: 5 **Par: 5**

Shot: 4

From:

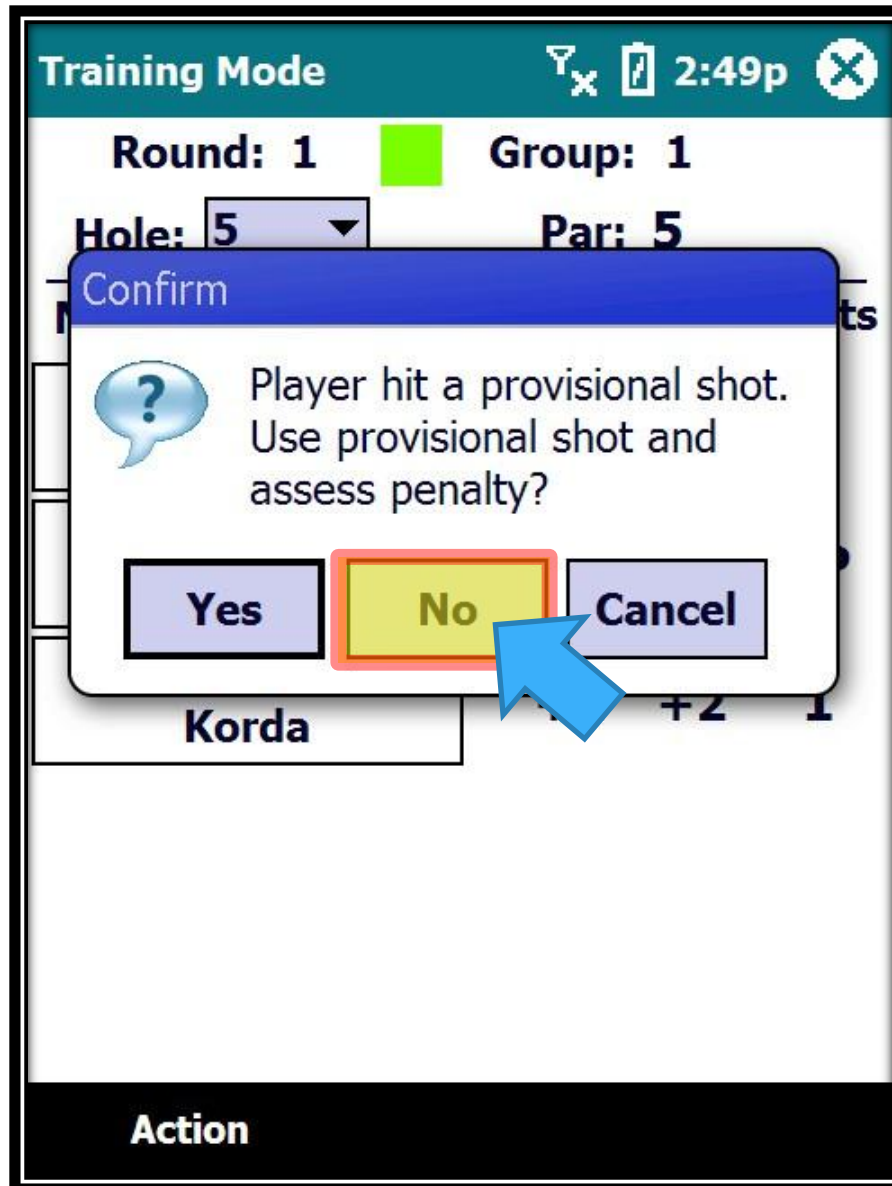
Shot 4 Recorded

Action

The shot is recorded and you can Return to the Group Screen...

Now let's handle
Jennie's
provisional
situation...

Training Mode				📶	🔋	2:49p	ok
Round: 1		■	Group: 1				
Hole: 5		▼	Par: 5				
Name	RND	TTL	Shots				
Beth Bader	-1	-1	4				
Jennie Lee	-3	-3	3P				
Jessica Korda	+2	+2	1				
Action							



A message box will display asking you if she will use the Provisional shot or not. In this case, Jennie has found her first ball in play and will not use the Provisional ball, so we will select "No".

Shot 📶 🔋 2:49p ok

Player: Jennie Lee

Hole: 5 **Par: 5**

Shot: 2

From:

Action

The system will get rid of the provisional (and penalty) shot and setup for the next shot... you can then proceed as usual.

Shot 📶 🔋 2:49p ok

Player: Jennie Lee

Hole: 5 **Par: 5**

Shot: 2

From: ▼

Action

Shot 📶 🔋 2:49p ok

Player: Jennie Lee
Hole: 5 **Par: 5**

Shot: 2

From: ▼

Shot 2 Recorded

Action

Training Mode		2:49p	
Round: 1		Group: 1	
Hole: 5		Par: 5	
Name	RND	TTL	Shots
Beth Bader	-1	-1	4
Jennie Lee	-3	-3	2
Jessica Korda	+2	+2	1
Action			

Volunteer Training

Walking Scorers

Penalty Shots



Training Mode 📶 2:20p **ok**

Round: 1 ■ **Group: 1**

Hole: 2 ▼ **Par: 5**

Name	RND	TTL	Shots
Beth Bader	E	E	2
Jennie Lee	-1	-1	1
Jessica Korda	E	E	1

Action

Jessica Korda has incurred a penalty... what do we do?

Just click on her name...

Shot 📶 🔋 2:20p ok

Player: Jessica Korda

Hole: 2 **Par: 5**

Shot: 2 **Other**

From:




Cancel and Return to Group **Shot Hit**

Action

Click on the
"Other" button



Click on the
"Penalty" button

Other Shots   2:20p 

Player: Jessica Korda
Hole: 2

Shot: 2
Type: Penalty
From:

A screen appears showing the Shot number and the Type as Penalty... just click on Assess Penalty.

Training Mode 📶 2:21p **ok**

Round: 1 ■ **Group: 1**

Hole: 2 ▼ **Par: 5**

Name	RND	TTL	Shots
Beth Bader	E	E	2
Jennie Lee	-1	-1	1
Jessica Korda	E	E	2

Action

You will then be returned to the Group Screen and the shot count will be updated.

Volunteer Training

Walking Scorers

Entering Drive Distances



Training Mode

Round: 1 **Group: 2**

Hole: 2 **Par: 5**

Name	RND	TTL	Shots
Inbee Park	E	E	0
Amanda Blumenherst	-1	-1	1

Action

On 2 holes we will need to measure Drive Distance... In this example, Hole #2 is a designated Drive Distance Hole... We've already entered the Tee shots for Blumenherst...

Training Mode





Round: 1 **Group: 2**

Hole: 2 **Par: 5**

Name	RND	TTL	Shots
Inbee Park	E	E	0
Amanda Blumenherst	-1	-1	1

Action


Now we will enter the Tee shot for Inbee Park...

 **Shot**   

Player: Inbee Park
Hole: 2 **Par: 5**

Shot: 1

From:

Action 

From the Tee,
and click on
Shot Hit...

Shot [Navigation icons] [ok]

Player: Inbee Park
Hole: 2 **Par: 5**

Shot: 1

From: ▼

Shot 1 Recorded

←

Action

Tee Shot is recorded and we will return to the Group screen...

Training Mode

Round: 1 **Group: 2**

Hole: 2 **Par: 5**

Name	RND	TTL	Shots
Inbee Park	E	E	1
Amanda Blumenherst	-1	-1	1

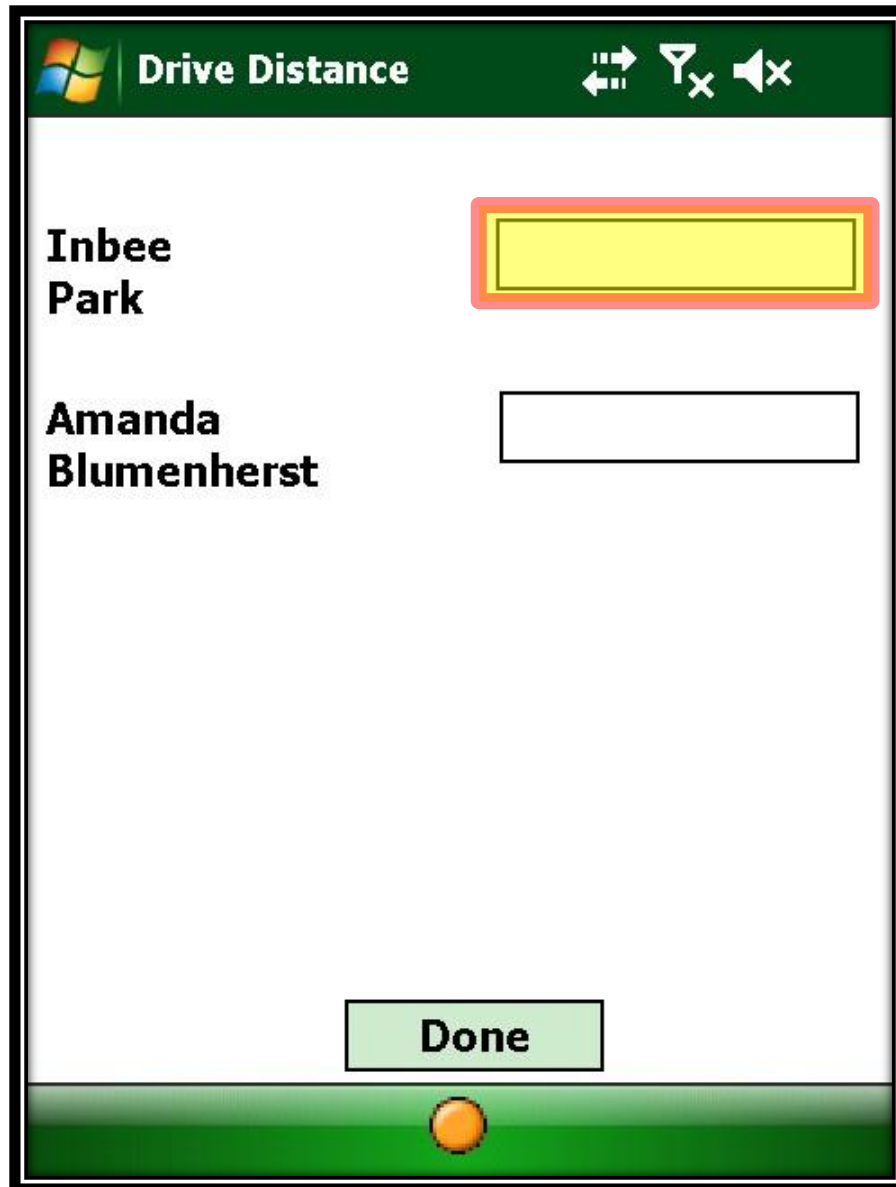
Drive Distance

Action

Once all players have at least 1 shot, then the Drive Distance button will appear...

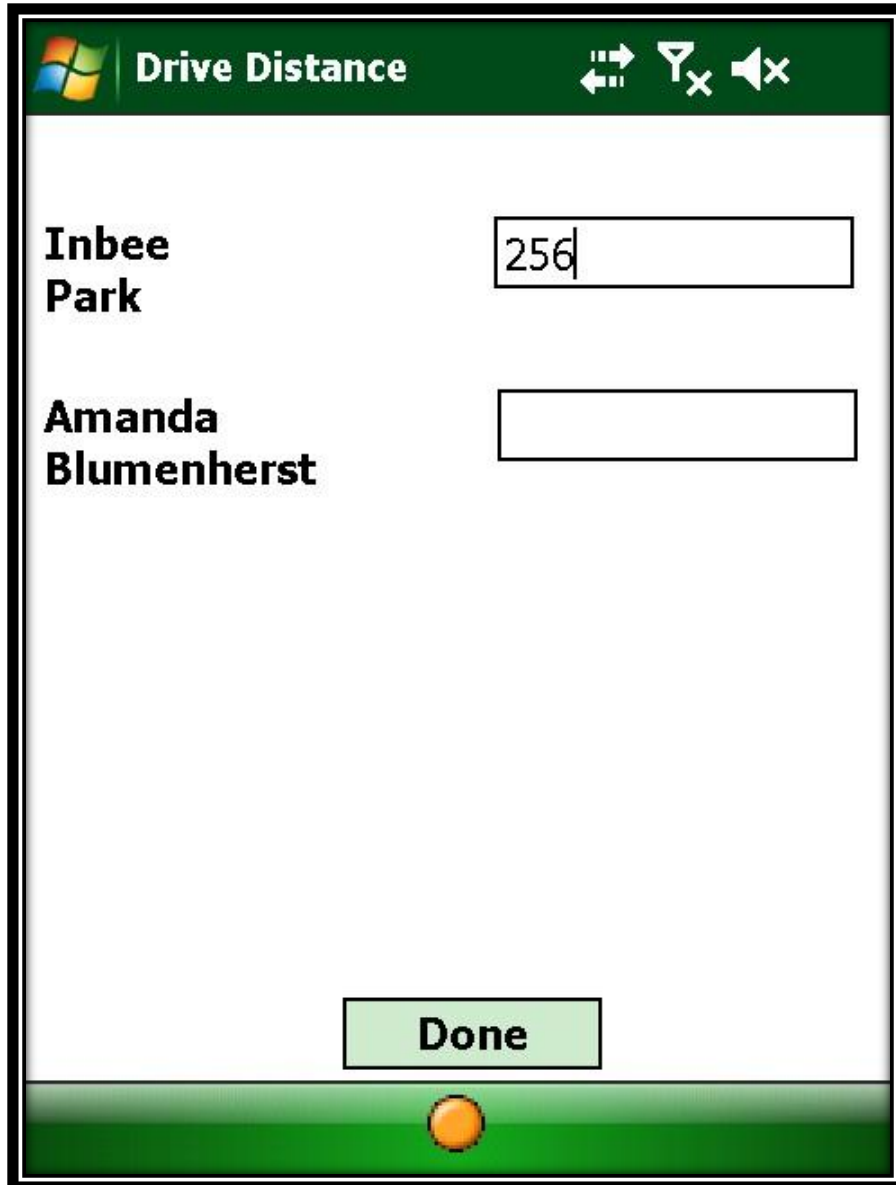
Click on the Drive Distance button to enter all players drives...

We see all players names and a entry field for their drive distance...




The system is ready to accept the 1st player's drive, so we will just start entering in the drive distance using the numeric keypad below the screen...

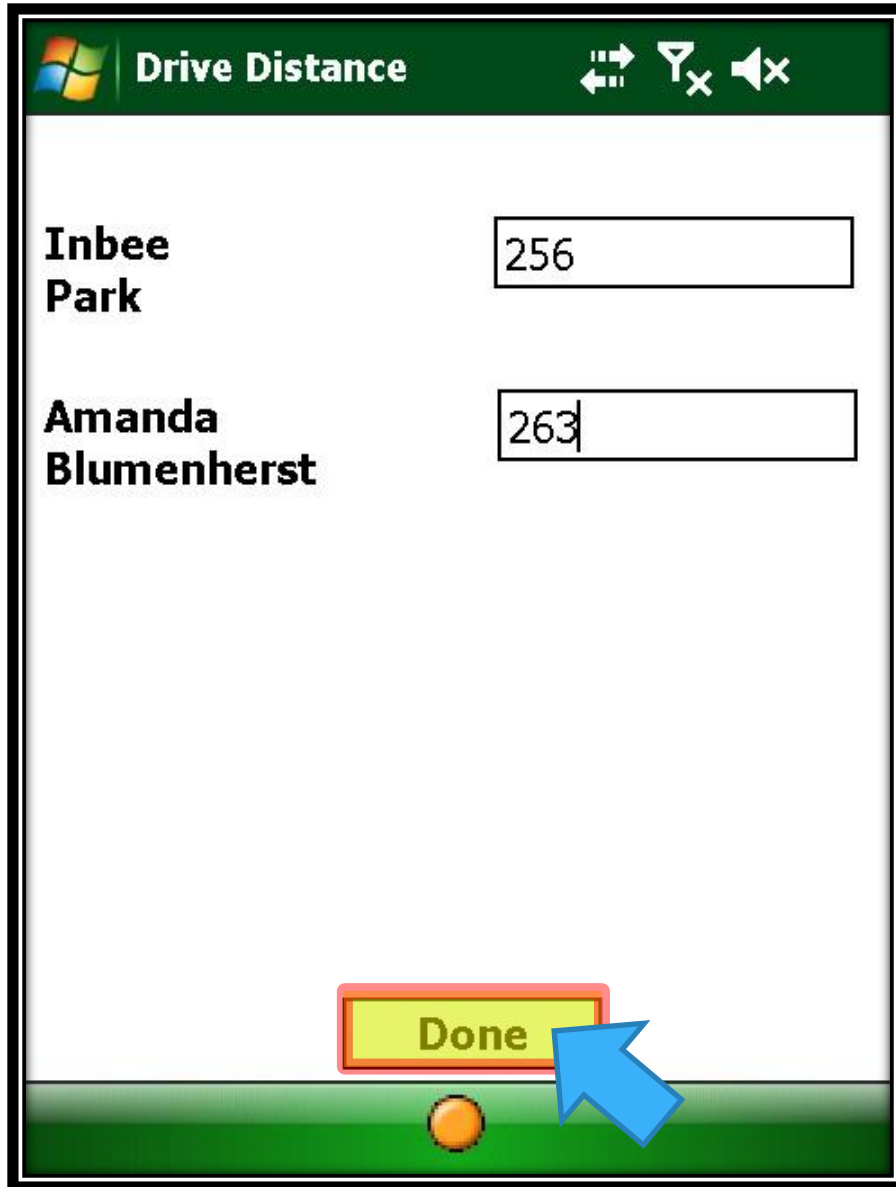




Type in the numbers and hit the ENTER KEY to move on to the next player...




ENTER KEY



Click on the “Done” button when you are finished.

Type in the numbers and hit the ENTER KEY to continue...



ENTER KEY

Training Mode

Round: 1 Group: 2

Hole: 2 Par: 5

Name	RND	TTL	Shots
Inbee Park	E	E	1
Amanda Blumenherst	-1	-1	1

Drive Distance

Action

All drives are entered and we can proceed to score normally...

Shot [Navigation icons] [ok]

Player: Amanda Blumenherst
Hole: 2 **Par: 5**

Shot: 2 **Other**

From: [Yellow dropdown menu]





Drive Distance: [263]

Cancel and Return to Group **Shot Hit**

Action [Orange circle]

Notice the Drive Distance is available for entry or edit if needed.

Select the proper FROM location...


 **Shot**   

Player: Amanda Blumenherst
Hole: 2 **Par: 5**





Shot: 2

From: ▼

Drive Distance:

Action 

From the Left Rough, and click on Shot Hit...

 **Shot**   


Player: Amanda Blumenherst
Hole: 2 **Par: 5**

Shot: 2

From:

Drive Distance:

Shot 2 Recorded

Action 

Shot #2 is recorded and we click on "Return to Group"...

Training Mode

Round: 1 **Group: 2**

Hole: 2 **Par: 5**

Name	RND	TTL	Shots
Inbee Park	E	E	1
Amanda Blumenherst	-1	-1	2

Drive Distance

Action

Now we click on Inbee Park to enter her 2nd shot...

Shot [Navigation icons] [Filter icon] [Speaker icon] [ok]

Player: Inbee Park
Hole: 2 **Par: 5**

Shot: 2


From:

Drive Distance:

Action

Notice the Drive Distance is available for entry or edit if needed.

Select the proper FROM location...

 **Shot**   

Player: Inbee Park
Hole: 2 **Par: 5**

Shot: 2

From:

Drive Distance:

Action 

Select the proper FROM location, click on Shot Hit and continue...

ANOTHER OPTION FOR ENTERING DRIVE DISTANCES

We've already entered the Tee shots for each player...

Training Mode 📶 🔋 2:31p ok

Round: 1 ■ **Group: 1**

Hole: 3 ▼ **Par: 4**

Name	RND	TTL	Shots
Beth Bader	E	E	1
Jennie Lee	-2	-2	1
Jessica Korda	+1	+1	1

Action

Another option, is to enter the Drive Distance as you input each 2nd shot...

Shot 📶 🔋 2:31p ok

Player: Beth Bader

Hole: 3 **Par: 4**

Shot: 2 Other

From:

Drive Distance:

Cancel and Return to Group Shot Hit

Action

Let's first
enter the
From location
of the 2nd
shot

Shot 📶 🔋 2:31p ok

Player: Beth Bader
Hole: 3 **Par: 4**

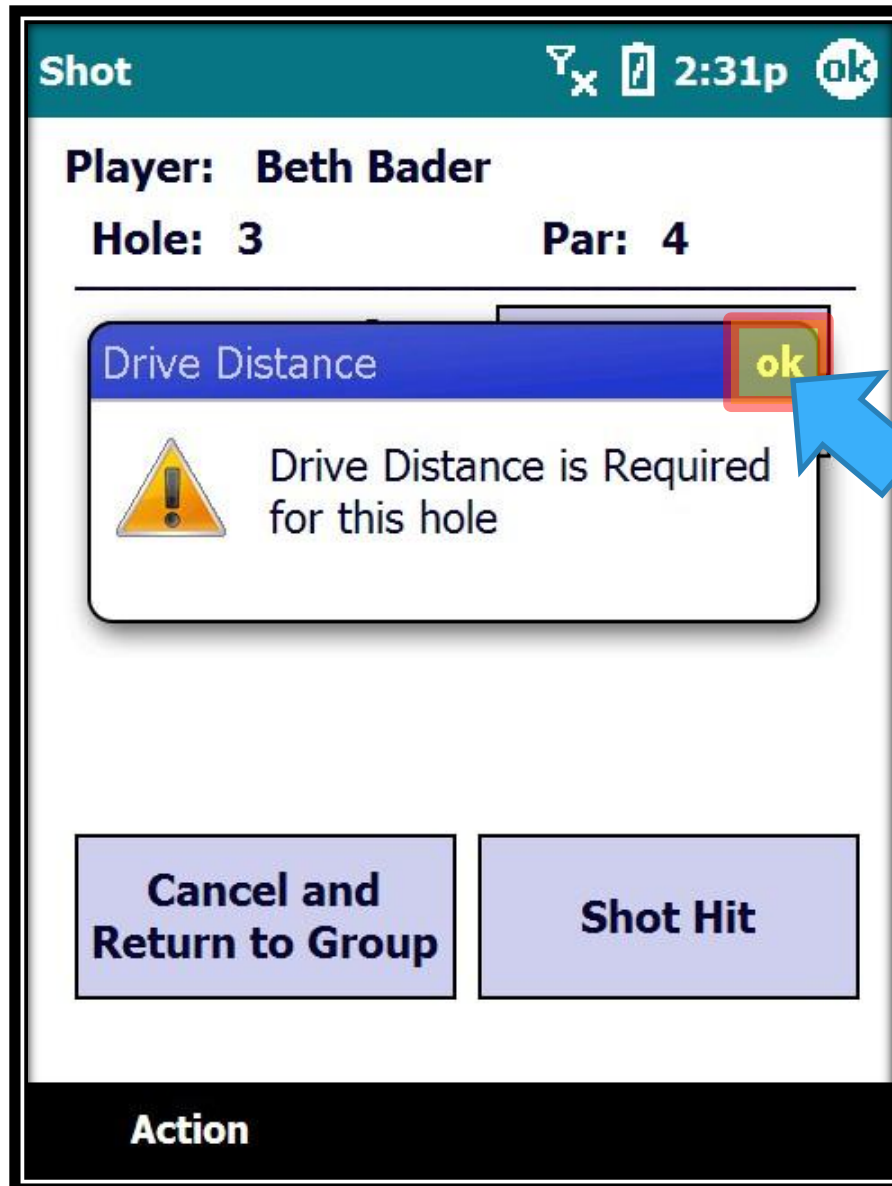
Shot: 2

From: ▼

Drive Distance:

Action

If we try to enter the Shot without a Drive Distance...



A warning will appear reminding us to enter the Drive Distance... Just click on OK to continue...

Shot 📶 🔋 2:32p ok

Player: Beth Bader

Hole: 3 **Par: 4**

Shot: 2 Other

From: Right Rough ▼

Drive Distance: 258

Cancel and Return to Group Shot Hit

Action

Click in the Drive Distance field and Enter in the drive distance using the numeric keypad below the screen...



Then enter the 2nd Shot...

Shot 📶 🔋 2:32p ok

Player: Beth Bader
Hole: 3 **Par: 4**

Shot: 2


From: ▼

Drive Distance:

Shot 2 Recorded



Action

Training Mode			
Round: 1		Group: 1	
Hole: 3		Par: 4	
Name	RND	TTL	Shots
Beth Bader	E	E	2
Jennie Lee	-2	-2	1
Jessica Korda	+1	+1	1

Action

We will do this for each player as we enter the 2nd shot...

Shot 📶 🔋 2:32p ok

Player: Jessica Korda

Hole: 3 **Par: 4**

Shot: 2

From:

Drive Distance:

Action

Shot 📶 🔋 2:32p ok

Player: Jessica Korda

Hole: 3 **Par:** 4


Shot: 2 Other

From: Fairway ▼

Drive Distance: 267

Cancel and Return to Group Shot Hit

Action

Training Mode			
Round: 1		Group: 1	
Hole: 3		Par: 4	
Name	RND	TTL	Shots
Beth Bader	E	E	2
Jennie Lee	-2	-2	2
Jessica Korda	+1	+1	2
Action			

Training Mode 📶 2:43p **ok**

Round: 1 ■ **Group: 1**

Hole: 3 ▼ **Par: 4**

Name	RND	TTL	Shots
Beth Bader	E	E	4F
Jennie Lee	-3	-3	3F
Jessica Korda	+1	+1	4F

Verify Scores

Action

When the hole is finished and we go to the Verify Process...

Verify Stats 📶 🔋 2:43p ✕

< **Bader, Beth** >

Hole: 3 Par: 4

Fairway Hit:

Green in Regulation:

Drive Distance:

Sand Save Attempted:

Sand Save Made:

Putts:

SCORE:

We should see the drive distance...

Verify Stats 📶 🔋 2:43p ✕

< **Lee, Jennie** >

Hole: 3 Par: 4

Fairway Hit:

Green in Regulation:


Drive Distance:

Sand Save Attempted:

Sand Save Made:

Putts:

SCORE:



Drive Distances

Verify Stats 📶 🔋 2:43p ✕

< **Korda, Jessica** >

Hole: 3 Par: 4

Fairway Hit:

Green in Regulation:

Drive Distance:

Sand Save Attempted:

Sand Save Made:

Putts:

SCORE:

We should see the drive distance...

If we need to make a change, we can hit the Edit button...

Verify Shots 📶 🔋 2:43p ✕

Player: Jessica Korda

Hole: 3 **Par: 4**

Shot: **1** of **4**

From:

In The Hole

Type:

Drive Distance:

Just click in the Drive Distance field and make the change..

Verify Shots   2:43p 

Player: Jessica Korda

Hole: 3 **Par: 4**

Shot: **1** of **4**

From:

In The Hole

Type:

Drive Distance:

And click on Save...

Verify Shots 📶 🔋 2:44p ✕

Player: Jessica Korda

Hole: 3 **Par: 4**

Shot Saved

 The Shot was updated and saved. Are you done editing shots

Yes **No**

Drive Distance:

Delete Shot **Add Shot**

Exit **Save**

Verify Stats 📶 🔋 2:44p ✕

< **Korda, Jessica** >

Hole: 3 Par: 4

Fairway Hit:

Green in Regulation:

Drive Distance:

Sand Save Attempted:

Sand Save Made:

Putts:

SCORE:

Drive Distances


Training Mode 📶 2:44p **ok**

Round: 1 ■ **Group: 1**

Hole: 3 ▼ **Par: 4**

Name	RND	TTL	Shots
Beth Bader	E	E	4V
Jennie Lee	-3	-3	3V
Jessica Korda	+1	+1	4V

Verify Scores

Proceed to Next Hole 

Action

Training Mode 📶 2:44p

Round: 1 ■ **Group: 1**

Hole: 4 **Par: 3**

Name	RND	TTL	Shots
Beth Bader	E	E	0
Jennie Lee	-3	-3	0
Jessica Korda	+1	+1	0

Action

Volunteer Training

Walking Scorers

Mark Last Shot In The Hole



Training Mode 📶 2:25p **ok**

Round: 1 ■ **Group: 1**

Hole: 2 ▼ **Par: 5**

Name	RND	TTL	Shots
Beth Bader	E	E	5
Jennie Lee	-2	-2	4F
Jessica Korda	E	E	5F

Action

Oops, Beth's 5th shot went in the hole and we forgot to mark it. What do we do?

Just click on her name...

Shot 📶 🔋 2:25p ok

Player: Beth Bader

Hole: 2 **Par: 5**

Shot: 6 **Other**

From: Green

Cancel and Return to Group **Shot Hit**

Action

Click on the
"Other"
button...

Mark Last Shot In The
Hole



Click on the
“Mark Last
Shot In The
Hole” button...

Training Mode 📶 2:25p **ok**

Round: 1 ■ **Group: 1**

Hole: 2 ▼ **Par: 5**

Name	RND	TTL	Shots
Beth Bader	E	E	5F
Jennie Lee	-2	-2	4F
Jessica Korda	E	E	5F

Verify Scores

Action

You will then return to the Group Screen with her last shot marked in the Hole.

Avoidable Mistakes

Watch For These Mistakes



Avoidable Mistakes

In The Hole Mistake



Volunteer Training

Walking Scorers

Leaderboard



Training Mode 📶 🔋 3:07p **ok**

Round: 1 ■ **Group: 1**

Hole: 5 ▼ **Par: 5**

Name	RND	TTL	Shots
Beth Bader	+1	+1	7V
Jennie Lee	-2	-2	6V
Jessica Korda	+2	+2	5V

Read Scores

Leaderboard

Locatorboard

Scores

Proceed to Next Hole

Action ⌨️

Leaderboard					3:07p	ok
Pos	Name	ToPar	Rnd	Thru		
1	Lang	-10	-10	8		
2	Futcher	-6	-6	7		
3	McKay	-2	-2	5		
4	Kang	-1	-1	1		
4	Kim	-1	-1	2		
4	Kim	-1	-1	7		
4	Lu	-1	-1	1		
8	Ahn	0		0		
8	Alfredsson	0		0		
8	Ammaccapane	0		0		
8	Bader	0		0		
8	Bae	0		0		

Exit

Action

Volunteer Training

Walking Scorers

Finished With Round



Training Mode 📶 4:10p **ok**

Round: 1 ■ **Group: 1**

Hole: 18 ▼ **Par: 4**

Name	RND	TTL	Shots
Beth Bader	-4	-4	4V
Jennie Lee	-8	-8	3V
Jessica Korda	+2	+2	5V

Verify Scores

Proceed to Next Hole

Action

Finished With Round

When you are finished with your round... you can check the entire scorecard in the scoring tent.

Training Mode 📶 🔋 4:10p ok

Round: 1 **Group: 1**

Hole: **18** ▼ **Par: 4**

Name	RND	TTL	Shots
Beth Bader	-4	-4	4V
Jennie Lee	-8	-8	3V
Jessica Korda	+2	+2	5V

[Read Scores](#)

[Leaderboard](#)

[Locatorboard](#)

Scores

Proceed to Next Hole

Action ⌨️

Finished With Round

Player Scorecard			
Round: 1		Group: 1	
Name	RND	TTL	Card
Beth Bader	NA	NA	SC
Jennie Lee	NA	NA	SC
Jessica Korda	NA	NA	SC

Done



Score Card 🔍 📱 4:10p 📌

Beth Bader

1	2	3	4	5	6
4	5	4	2	7	2
7	8	9	Out		
3	4	4	35		
10	11	12	13	14	15
3	5	3	4	3	5
16	17	18	In	Total	
4	2	4	33	68	

Done

Finished With Round

Player Scorecard			
Round: 1		Group: 1	
Name	RND	TTL	Card
Beth Bader	NA	NA	SC
Jennie Lee	NA	NA	SC
Jessica Korda	NA	NA	SC

Done



Score Card

4:10p

Jennie Lee

1	2	3	4	5	6
3	4	3	3	6	3
7	8	9	Out		
4	3	3	32		
10	11	12	13	14	15
4	3	4	3	3	5
16	17	18	In	Total	
5	2	3	32	64	

Done

Finished With Round

217

Player Scorecard			
Round: 1		Group: 1	
Name	RND	TTL	Card
Beth Bader	NA	NA	SC
Jennie Lee	NA	NA	SC
Jessica Korda	NA	NA	SC

Done



Score Card 4:11p **ok**

Jessica Korda

1	2	3	4	5	6
4	6	4	4	5	3
7	8	9	Out		
4	4	3	37		
10	11	12	13	14	15
4	6	3	3	3	5
16	17	18	In	Total	
5	3	5	37	74	

Done

Finished With Round

Returning Your Gear

- After you finish your round of scoring, please proceed to VHQ (or properly designated area) to return the stat sheet, handheld, radio and headset.





Thank You!